

**IOWA**

# Student Success Team Meeting

November 12, 2024



# Agenda

---

- Welcome
- Iowa Veteran Education, Transition, and Support (IVETS)
- Transfer Student Success Data
- Moderated Panel of Kirkwood Colleagues
- Closing

# Student Success Team Mission

---

- The University of Iowa's Student Success Team develops ideas and implements initiatives that foster undergraduate achievement within a safe, engaging, and inclusive campus community.
- The Student Success Team is sponsored by the Division of Student Life, the Office of the Provost, and the Division of Access, Opportunity, and Diversity and coordinated by an executive committee that includes representatives from each area.

**IOWA**

Iowa Veteran Education,  
Transition and Support  
(IVETS)

# **Iowa Veteran Education, Transition, and Support (IVETS)**

**Serving Our Veteran &  
Military Connected  
Students**





# What is Iowa Veteran Education, Transition, and Support - IVETS?

- **What is IVETS:** Iowa Veteran Education, Transition, and Support
- **Who does IVETS Serve:** Veterans and Military Connected Community (VCM)
- **What does Military-Connected mean (VMC)?**
  - Dependent of a Veteran
  - Current Military Service Member
  - ROTC Cadet



# IVETS Staff

## Student Services Team



**Tara Lamb**  
*Director Academic Resources*

211A Calvin Hall  
(319) 384-4816  
[tara-lamb@uiowa.edu](mailto:tara-lamb@uiowa.edu)



**Matthew Miller**  
*Director of Student Support Services*

211B Calvin Hall  
(319) 384-2613  
[matthew-t-miller@uiowa.edu](mailto:matthew-t-miller@uiowa.edu)



**Chuck Xander**  
*Embedded Counselor*

207B Calvin Hall  
(319) 335-1439  
[charles-xander@uiowa.edu](mailto:charles-xander@uiowa.edu)

## Financial Team



**Tammy Bruns**  
*School Certifying Official*

207C Calvin Hall  
(319) 335-0231  
[tammy-bruns@uiowa.edu](mailto:tammy-bruns@uiowa.edu)



**Benjamin Szot**  
*School Certifying Official*

207A Calvin Hall  
(319) 335-0226  
[benjamin-szot@uiowa.edu](mailto:benjamin-szot@uiowa.edu)

# IVETS Space



- 211 CALH: The Computer Lab offers **free** black/white printing
- 208 CALH: The Student Lounge provides a great place to study, socialize and hang out between classes. The lounge with **free** coffee/lattes, popcorn and ice cream.
- 214 CALH: The Academic Hub boast whiteboards, plenty of study space, and two private rooms that can be reserved.

# VMC Students by the Numbers

---

**560+**

---

**Veteran and Current  
Service Members**

**2270+**

---

**Total VMC Students**

**12**

---

**Number of UI Colleges  
Represented**



# Iowa Veteran Education, Transition, and Support - IVETS

- **Financial Assistance**
  - Using educational benefits through the VA, DOD, and the Iowa National Guard
  - GI Bill®, Veteran Readiness and Employment (VR&E) (Voc Rehab), Federal Tuition Assistance, Iowa National Guard Service Scholarship
- **Mental Health Support**
  - Embedded Mental Health Counselor, Chuck Xander– Began Fall 2023
- **Community Building**
  - Student Center with a computer lab with free printing and student lounge with free coffee, ice cream, and popcorn
  - Advises and supports the Veteran Association at Iowa (VAI)-Student Organization
  - Veteran Alumni Network
- **Transition Support**
  - VMC specific Orientation sessions
  - Supporting Admissions process for transitioning military students
  - Veteran Peer Mentoring program
  - Transition Course, CSI:1270 Strategies for Veteran Success

# Iowa Veteran Education, Transition, and Support - IVETS

- **Academic Support**

- Free tutoring services provided specifically for the VMC community through our Chemistry, Math, and Psychology/Bio Platoons.
- Partnerships with colleges and departments

- **Employment**

- Veteran Peer Advisor through the Pomerantz Career Center
- Employer connections and networking events
- 50 Strong

- **Education and Policy Implementation**

- Review, update and provide input on Military Related Policies
- Present to faculty and staff on military related policy, military culture and serving the VMC students
- Partnerships with colleges and departments to provide programming to our students

- **Event Planning**

- Welcome Week
- Homecoming
- Veterans Week
- Finals Week
- Graduation Celebration

# Graduate & Professional Breakdown

Program College > Program > SubProgram	Students	% of Total
Carver College of Medicine	18	7.69%
College of Dentistry	11	4.70%
College of Law	11	4.70%
College of Pharmacy	1	0.43%
Graduate College	108	46.15%
Tippie Professional Programs	85	36.32%
<b>Total</b>	<b>234</b>	<b>100.00%</b>

# Undergraduate College Breakdown

Program College > Program > SubProgram	Students	% of Total
Carver College of Medicine	4	1.54%
College of Education	9	3.46%
College of Engineering	22	8.46%
College of Liberal Arts and Sciences	159	61.15%
College of Nursing	10	3.85%
College of Public Health	1	0.38%
Tippie College of Business	27	10.38%
University College	28	10.77%
<b>Total</b>	<b>260</b>	<b>100.00%</b>



# Undergraduate CLAS Breakdown

<b>College of Liberal Arts and Sciences</b>	<b>159</b>	<b>61.15%</b>
Computer Science	20	7.69%
Exercise Science	11	4.23%
Criminology, Law and Justice	10	3.85%
Enterprise Leadership	9	3.46%
Psychology	9	3.46%
Health Studies	8	3.08%
Human Physiology	8	3.08%
English and Creative Writing	7	2.69%
Chemistry	6	2.31%
Political Science	6	2.31%
Biology	5	1.92%
History	5	1.92%
Sport and Recreation Management	5	1.92%
Economics	4	1.54%

# Student Profile Comparison

## UI Student Profile

- Mean Age
  - Undergraduate=20.4
  - Graduate=30.3
  - Professional=25.0
- Female=54.8%
- First Generation=19%
- Ethnic Breakdown:
  - African American=2.8%
  - American Indian=0.2%
  - Asian=4.9%
  - Latino/a=8.0%
  - Native Hawaiian or Other Pacific Islander=0.1%
  - Two or more races=3.4%

## UI Veteran Profile

- Mean Age
  - Undergraduate=26.7
    - First Year 21.5
    - Second Year 22.3
    - Third Year 24.6
    - Fourth Year 28.2
  - Graduate=36.2
  - Professional=35.3
- Female=27.3%
- First Generation: 33.4%
- Ethnic Breakdown:
  - African American=5.7%
  - American Indian=0.5%
  - Asian=3.6%
  - Hispanic or Latino(a)=11.3%
  - Native Hawaiian or Other Pacific Islander=0%
  - Two or more races=3.6%

**IOWA**

**IOWA**

# Transfer Student Success Data

Kristi Norris, Assistant Director, Academic Support & Retention





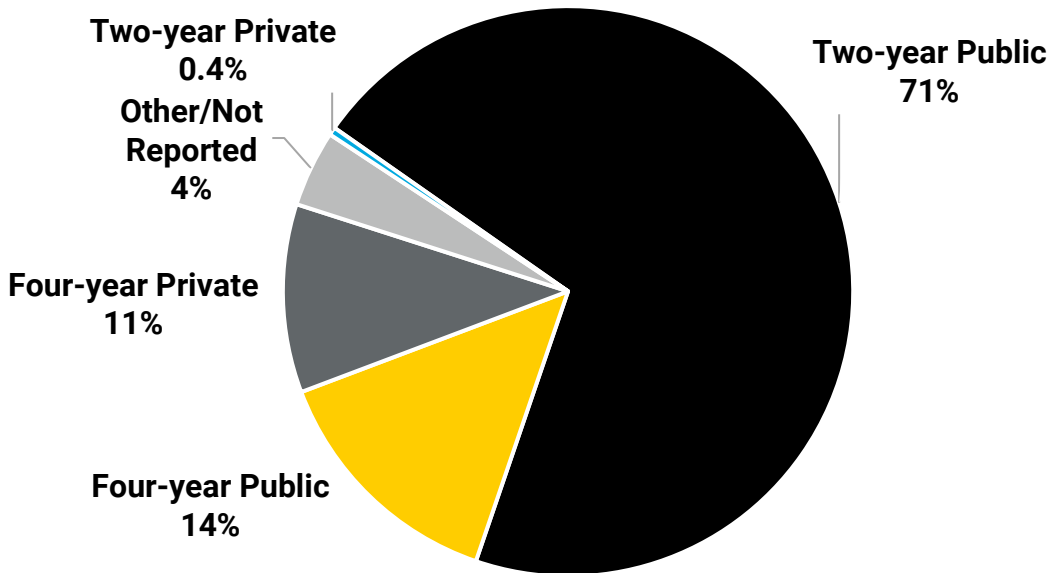
# Who are Transfer Students?

- Students who attended a post-secondary institution after high school - any number of credits
- Today we will focus generally on students who are transferring in from community colleges, and specifically Kirkwood Community College

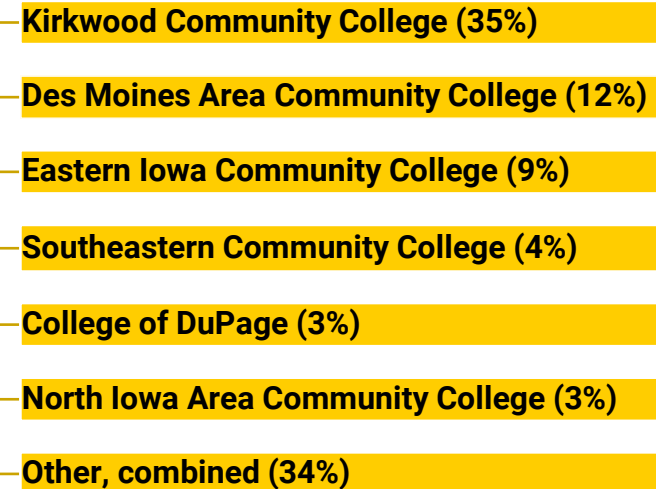


# University of Iowa Transfer Students – Transfer Institution

## Institution Type



## Two-year Public



# Kirkwood Community College Transfer Students

- 3.21 entering cumulative GPA
- 2.97 first UI term GPA
- 55.1% of Kirkwood students come in with associate's degrees
  - 38.0% A.A.
  - 7.1% A.S.
  - 9.7% A.A.S.

## Major Upon Entry to UI

1. Pre-Business
2. Business Standard Admission
3. Psychology
4. Computer Science
5. Elementary Education
6. Biology
7. Sport and Recreation Management
8. Enterprise Leadership
9. Journalism and Mass Communication
10. Social Work

# Kirkwood Community College Transfer Students – 2024 Cohort Demographics

- **296** students
- **37.3%** first-generation students
- **19.5%** students of color
- **30.7%** identify as low SES
- **24.1%** identify as LGBTQ+
- **51.0%** male, **48.6%** female
- **74.3%** work an off-campus job
- **52.0%** entering with associate's degree

**"The hardest part about being a transfer student at Iowa is:"**

- Social climate/belonging
- Transition to campus and Iowa City
- Academic adjustments
- Balancing responsibilities
- Starting over in a new setting

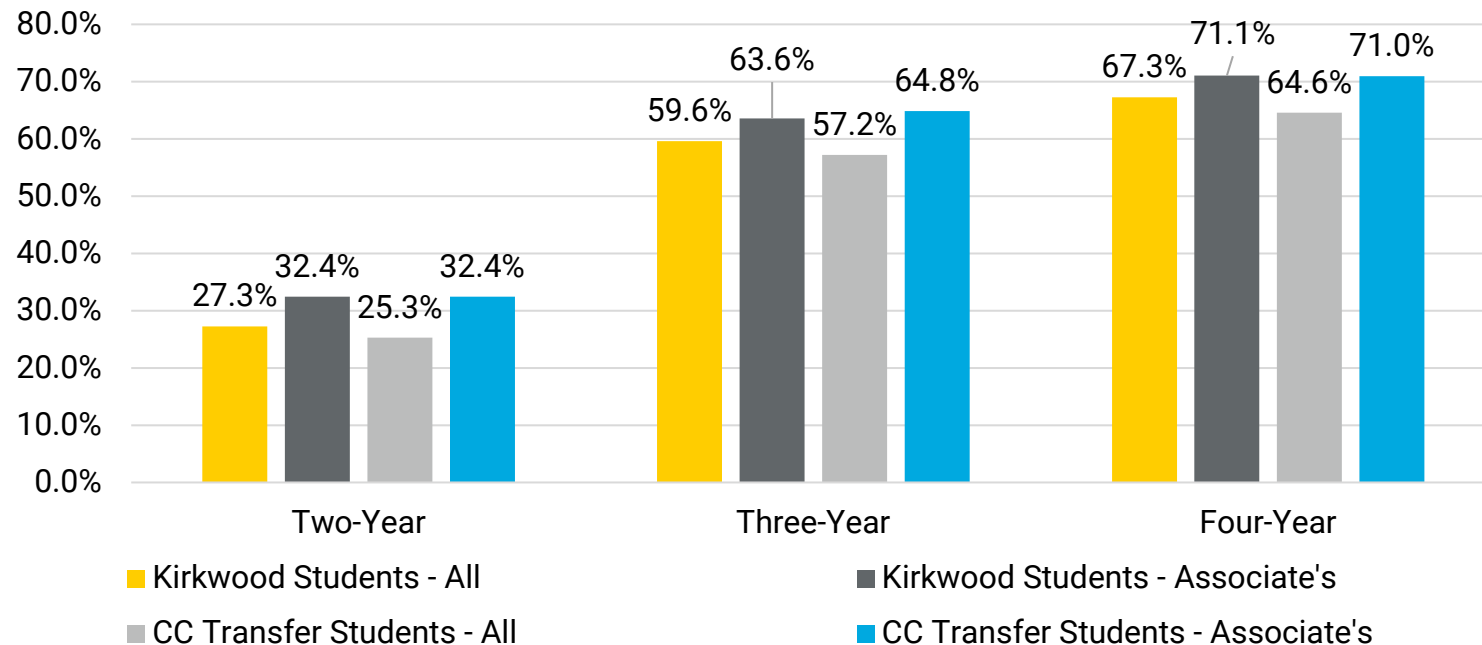
In summary: they know how to do college; they just have to figure out how to do it here!

*Data from the 2024 Excelling@Iowa transition survey*



# Kirkwood Community College Transfer Students – Graduation and Return Data

## Graduation Rates



# Kirkwood Community College Transfer Students – Graduation and Return Data

## One-year Return Rates

	All	Associate's
Kirkwood Students	85.4%	87.6%
All CC Transfers	84.3%	87.5%